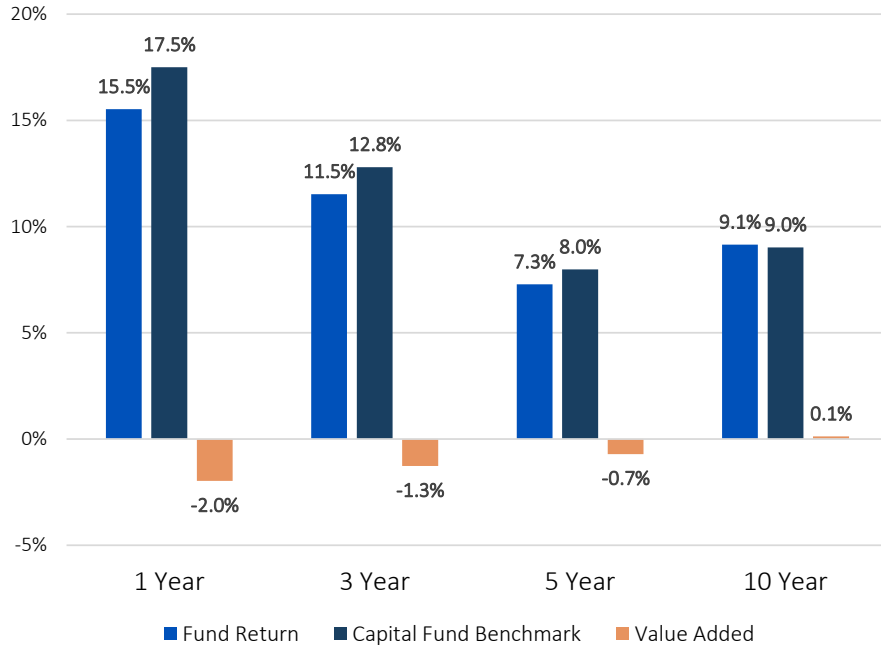
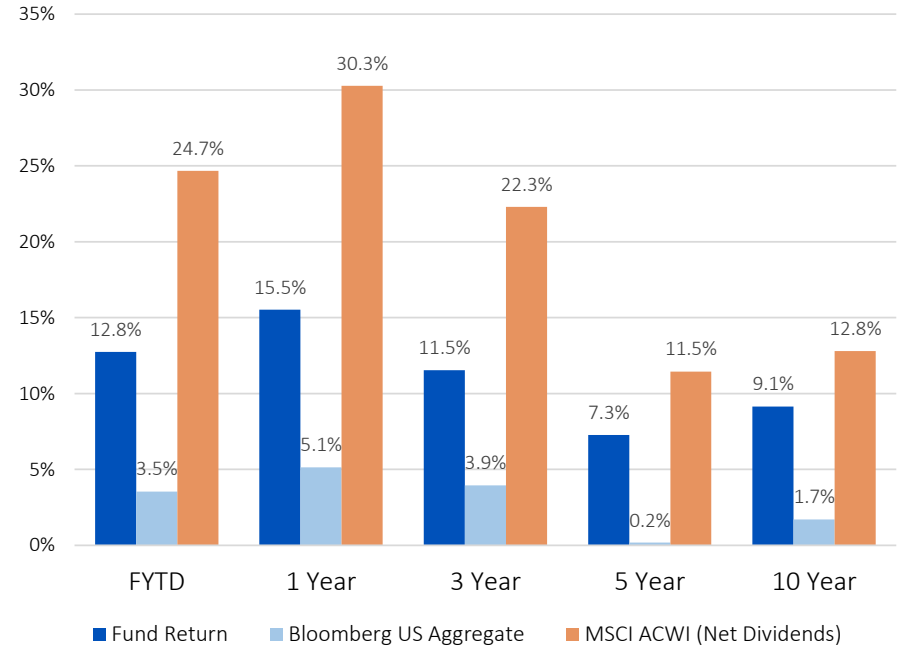


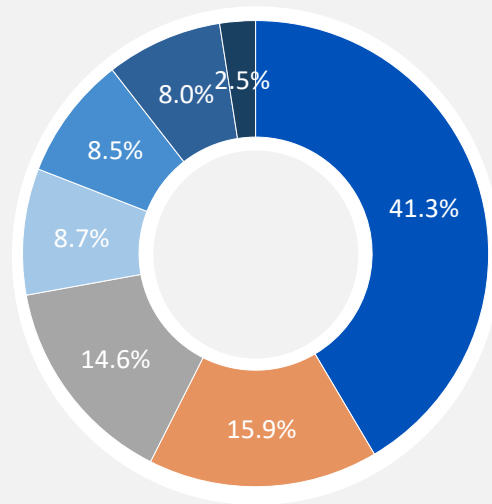
### PRIT Fund Total Returns (Annualized, Net of Fees)



### PRIT Fund Vs Stocks and Bonds (Net of Fees)



### Asset Allocation\* \$129.7 billion AUM



### Target Asset Allocation (as of 2/15/24)

- Global Equities 31% - 41%
- Core Fixed Income 12% - 18%
- Private Equity 13% - 19%
- Portfolio Completion Strategies 7% - 13%
- Real Estate 7% - 13%
- Value-Added Fixed Income 6% - 12%
- Timberland 1% - 7%

Source: BNY.

Total Capital Fund Benchmark includes private equity benchmark.

\*Asset Allocation does not include Cash Overlay of 0.5%

Performance by Asset Class (Net of Fees)

	NAV \$ (000)	Target Allocation Range	Actual Allocation %	Month	FY'26	Calendar YTD	1 Year	3 Year	5 Year	10 Year	Since Inception
GLOBAL EQUITY	53,528,779	31 - 41%	41.3%	4.83	25.01	12.17	30.73	21.71	10.97	12.69	7.88
CORE FIXED INCOME	20,588,415	12 - 18%	15.9%	0.43	2.93	0.43	4.80	2.18	-1.37	1.29	4.94
VALUE ADDED FIXED INCOME *	10,411,547	6 - 12%	8.0%	0.96	8.04	3.15	9.38	9.93	6.71	6.44	7.04
PRIVATE EQUITY *	18,969,758	13 - 19%	14.6%	-2.11	3.88	-0.62	4.32	6.40	10.12	15.58	14.43
REAL ESTATE *	11,034,244	7 - 13%	8.5%	0.38	5.20	3.44	5.32	-0.68	4.44	5.68	8.78
TIMBERLAND *	3,189,129	1 - 7%	2.5%	0.01	3.54	1.72	5.17	6.67	7.43	5.81	7.30
PORTFOLIO COMPLETION STRATEGIES *	11,305,993	7 - 13%	8.7%	2.28	8.20	3.40	10.22	10.54	6.44	5.74	4.89
OVERLAY	694,281	0.0%	0.5%	3.46	23.93	11.73	30.28	21.05	9.32	11.11	12.73
<b>TOTAL CAPITAL FUND</b>	<b>129,727,548</b>	<b>100%</b>	<b>100%</b>	<b>2.02</b>	<b>12.75</b>	<b>5.70</b>	<b>15.52</b>	<b>11.53</b>	<b>7.28</b>	<b>9.15</b>	<b>8.65</b>
TOTAL CAPITAL FUND BENCHMARK				2.52	14.53	6.92	17.50	12.80	7.98	9.02	8.36
PARTICIPANTS CASH	25,771			0.31	3.80	1.60	4.20	4.86	3.65	2.47	3.56
TEACHERS' AND EMPLOYEES' CASH	31,279			0.32	3.72	1.55	4.09	4.84	3.63	2.45	2.59
<b>TOTAL FUND</b>	<b>129,784,598</b>			<b>2.01</b>	<b>12.73</b>	<b>5.69</b>	<b>15.50</b>	<b>11.51</b>	<b>7.27</b>	<b>9.13</b>	<b>8.62</b>

\* Certain Value-Added Fixed Income investments, Private Equity, certain Real Estate investments, Timberland, and certain Portfolio Completion Strategy investments are valued only at calendar quarter ends March 31, June 30, September 30, December 31).